



Friendship Starter Game 2023

- *unofficial game* -

Season 2023



CONNECTING THE WORLD FLOATING MARKET

Building instructions for the game field elements.

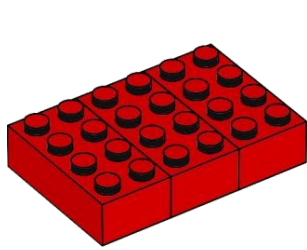
Version: December 30 2022

WRO International Premium Partner

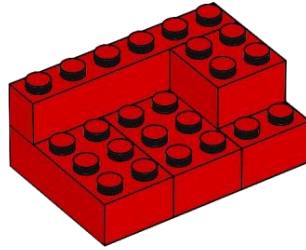


education™

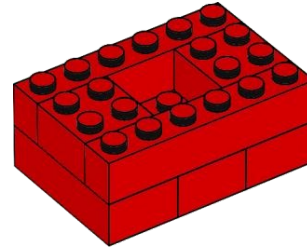
The red fruit-supporting device has 3 red 2x4 LEGO bricks, 2 red 2x2 LEGO bricks and 2 red 1x6 LEGO bricks:



Step 1

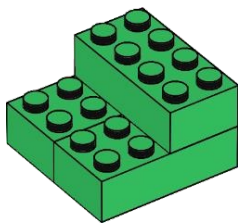


Step 2

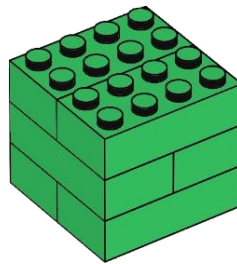


Step 3

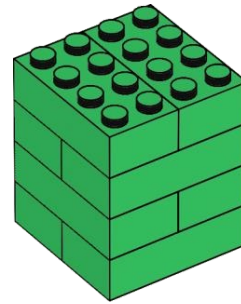
The green fruit-supporting device has 13 green 2x4 LEGO bricks, 2 green 2x2 LEGO bricks and 2 green 1x6 LEGO bricks:




Step 1



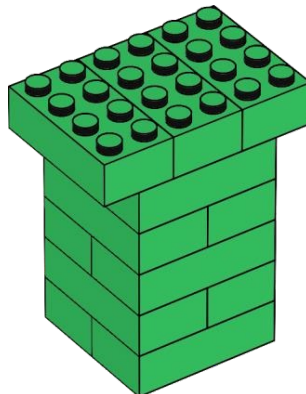
Step 2



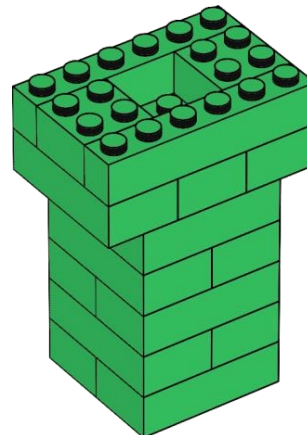
Step 3



Step 4

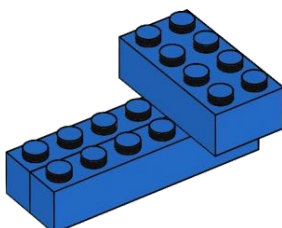


Step 5

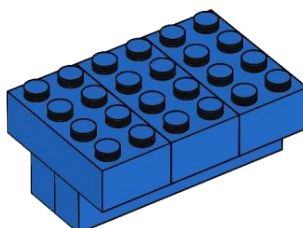


Step 6

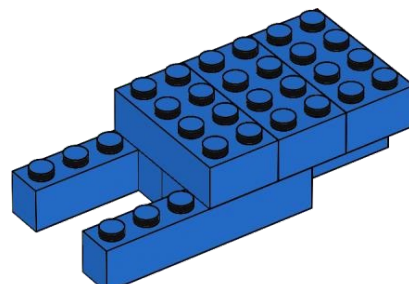
The blue fruit-supporting device has 6 blue 2x4 LEGO bricks, 2 blue 2x2 LEGO bricks, 8 blue 1x6 LEGO bricks, 1 modified 2 x 2 with pins and axle hole and 1 gray corrugated pipe:



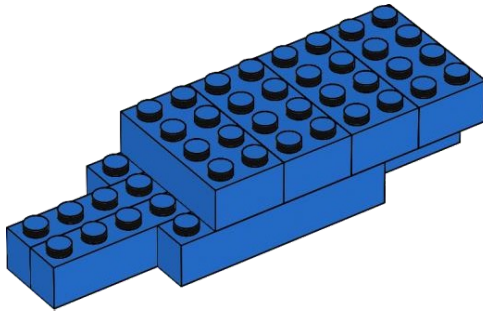
Step 1



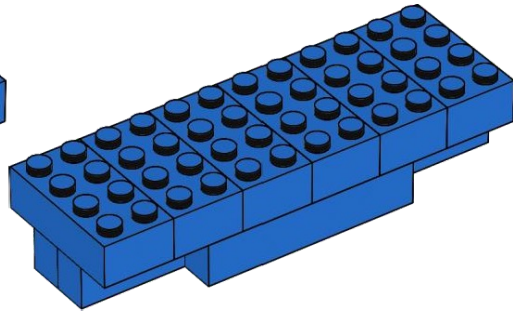
Step 2



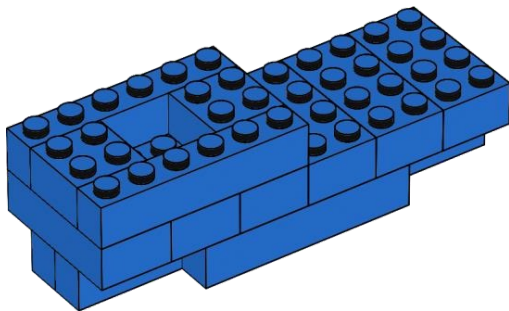
Step 3



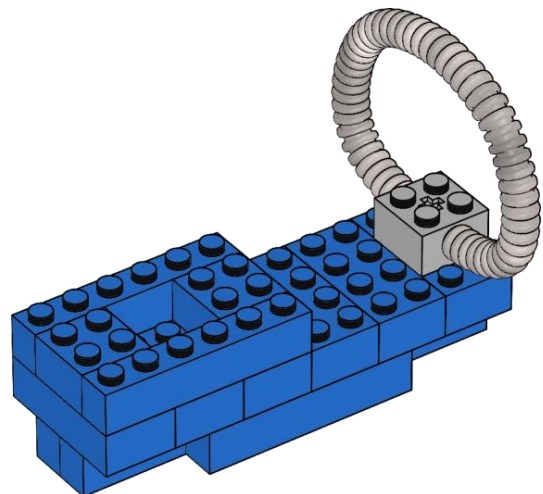
Step 4



Step 5



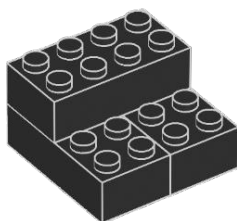
Step 6



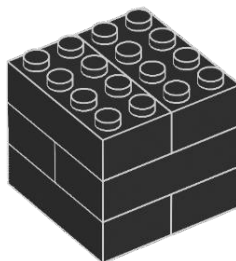
Step 7

The black fruit-supporting device has 10 black 2x4 LEGO bricks, 4 black 2x2 LEGO bricks, 5 black 1x6 LEGO technic bricks with holes and 1 modified 2 x 2 with pins and axle hole.


The vertical 1x6 LEGO technic brick shown in step 8 is placed to support the upper part of the model without being attached to the rest of the model:



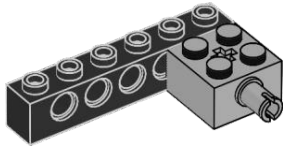
Step 1



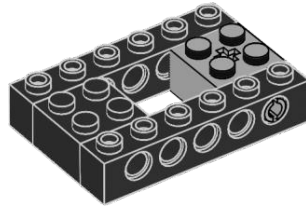
Step 2



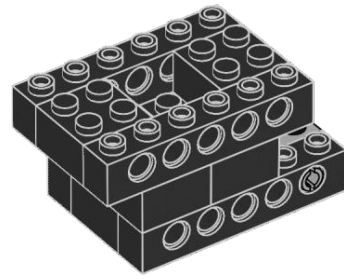
Step 3




Step 4




Step 5



Step 6

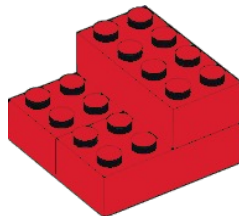


Step 7

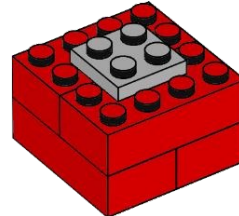


Step 8

The fruit basket has 4 red 2x4 LEGO bricks and 1 light gray 2x2 LEGO plate:



Step 1



Step 2