Funny Glasses

Applicable Age Group 3-4 year-old toddlers

Activity Objectives

☑ Understand the basic structure and different functions of glasses.

☑ Be able to design a suitable and sturdy glasses structure through simple measurement.

Activity Description Explore the structure and functions of glasses with children, and help them learn that glasses have different uses—such as nearsighted glasses, sunglasses, and blue light-blocking glasses. Demonstrate these usage scenarios through vivid performances. During hands-on building, guide children to design a sturdy glasses structure that fits themselves.

STEAM Competence Development Indicators

Method / Indicator	Situation-based introduction: Understand the structure and different functions of glasses	Build glasses that suit yourself	Test the size and stability of the glasses	Demonstrate different usage scenarios through role-play
Curiosity and Imagination	●			
Flexibility and Adaptability		●		
Verbal and Written Communication Skills				
Cross-boundary Cooperation and Exemplary Leadership				●
Critical Thinking and Problem-solving Skills				
Proactive and Pioneering Spirit			●	
Ability to Evaluate and Analyze Information				

Interactive Tips

- The glasses structure is a simple symmetrical and balanced structure. During building, the two temples may be of different lengths. Give children the opportunity to discover and solve this problem on their own.
- These glasses can be worn on the ears. When designing, children need to conduct a simple measurement, or build while comparing the two sides.

Find These Building Blocks



Design and Build Glasses with Two Temples and Two Frames